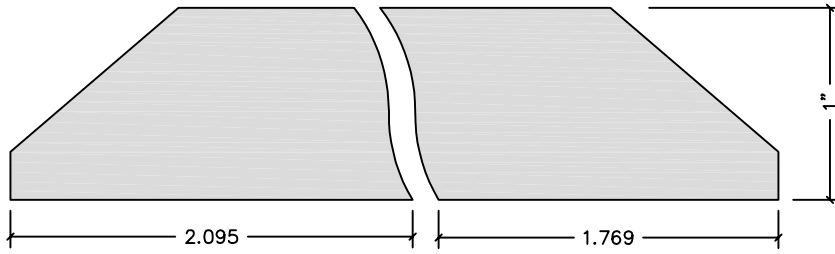
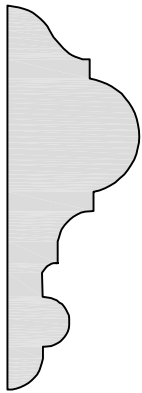



CHAIR RAIL



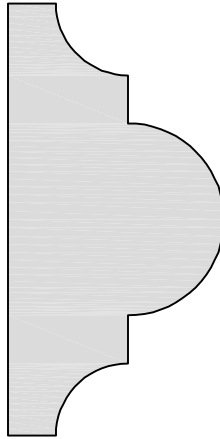
CH 0001LH
1 X



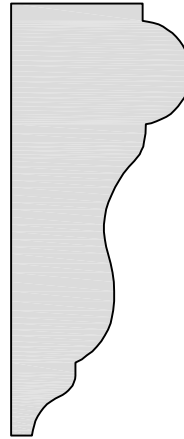
CH 2000LH
11/16 X 2



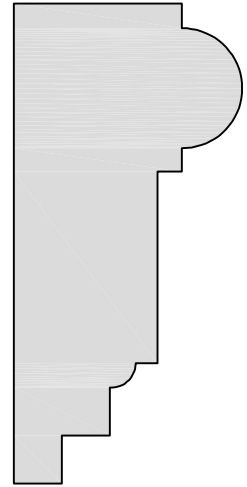
CH 2250LH
11/16 X 2-1/4



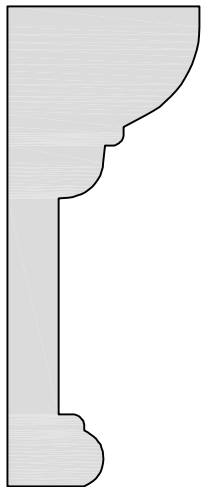
CH 2251LH
1-1/8 X 2-1/4



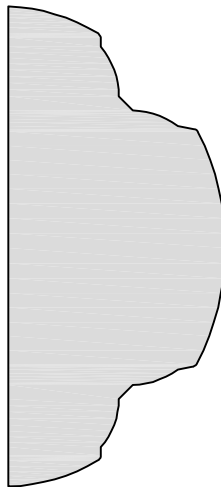
CH 2252LH
15/16 X 2-1/4



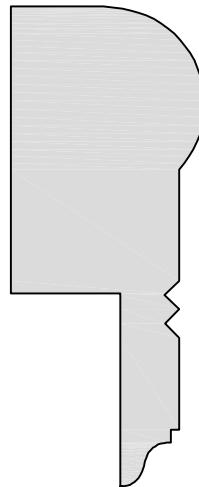
CH 2500LH
1-1/8 X 2-1/2



CH 2501LH
1 X 2-1/2



CH 2502LH
1-1/8 X 2-1/2

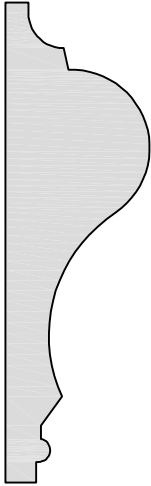


CH 2503LH
1 X 2-1/2

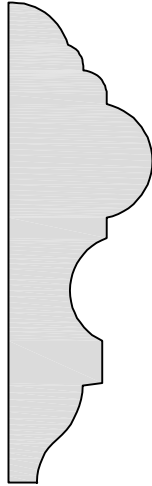


CH 2504LH
5/8 X 2-1/2

CHAIR RAIL



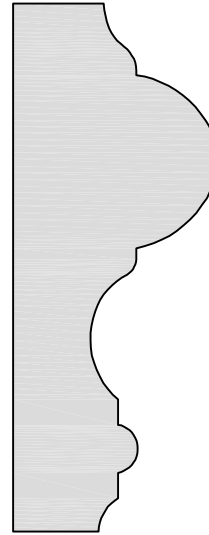
CH 2505LH
3/4 X 2-1/2



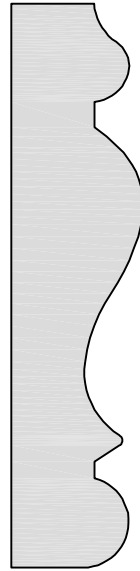
CH 2506LH
3/4 X 2-1/2



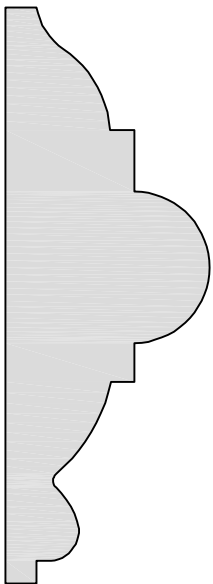
CH 2626LH
11/16 X 2-5/8



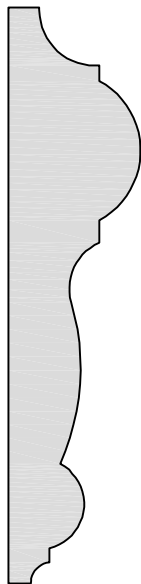
CH 2750LH
1-1/16 X 2-3/4



CH 2937LH
11/16 X 2-15/16




CH 3000LH
1-1/16 X 3



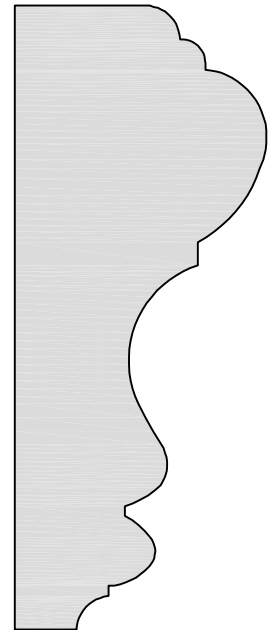
CH 3001LH
1-1/16 X 3



CH 3250LH
7/8 X 3-1/4

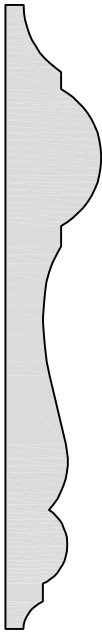


CH 3251LH
7/8 X 3-1/4

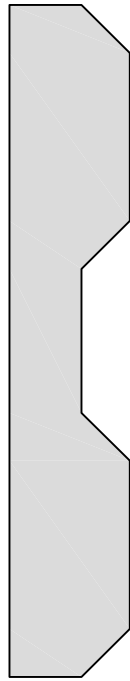


CH 3252LH
1-5/16 X 3-1/4

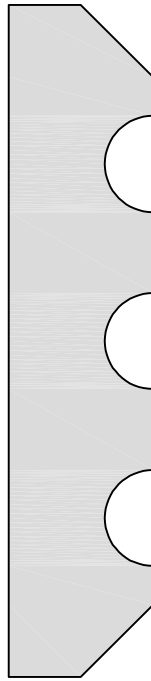
CHAIR RAIL



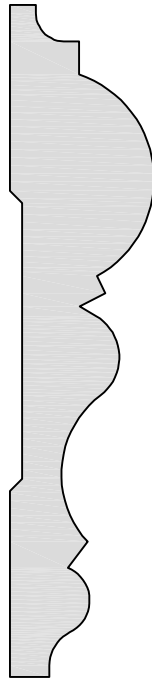
CH 3253LH
 $\frac{1}{2} \times 3\text{-}\frac{1}{4}$



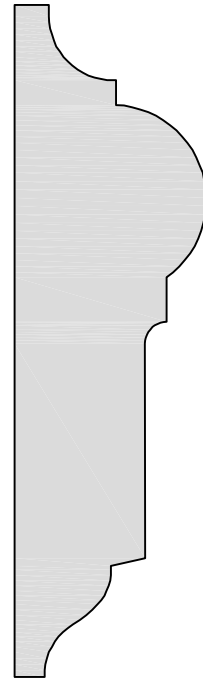
CH 3500LH
 $\frac{5}{8} \times 3\text{-}\frac{1}{2}$



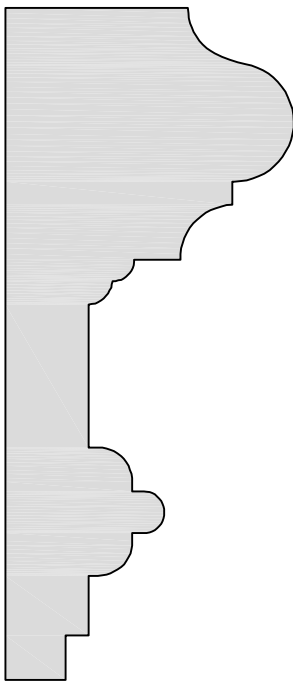
CH 3501LH
 $\frac{3}{4} \times 3\text{-}\frac{1}{2}$



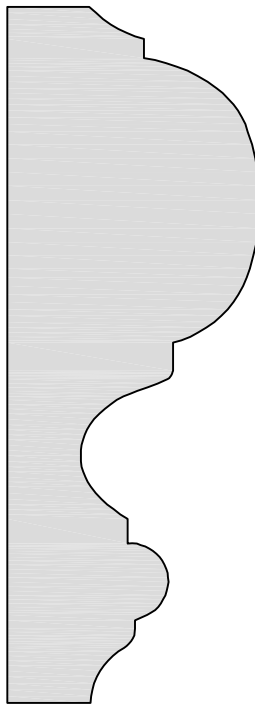
CH 3502LH
 $\frac{3}{4} \times 3\text{-}\frac{1}{2}$



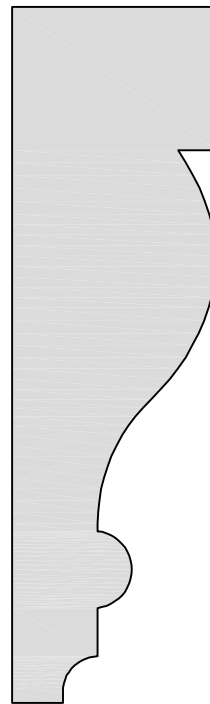
CH 3503LH
 $1 \times 3\text{-}\frac{1}{2}$



CH 3504LH
 $1\text{-}\frac{1}{2} \times 3\text{-}\frac{1}{2}$

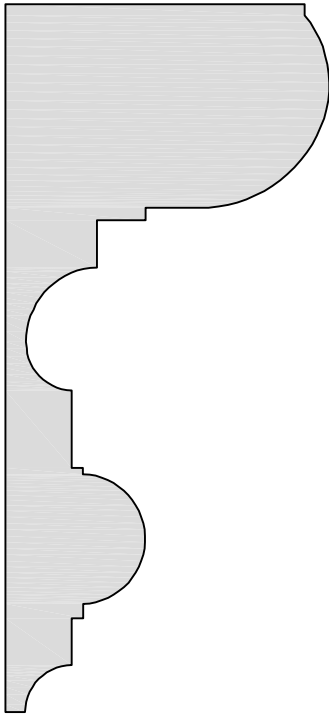


CH 3625LH
 $1\text{-}\frac{5}{16} \times 3\text{-}\frac{5}{8}$

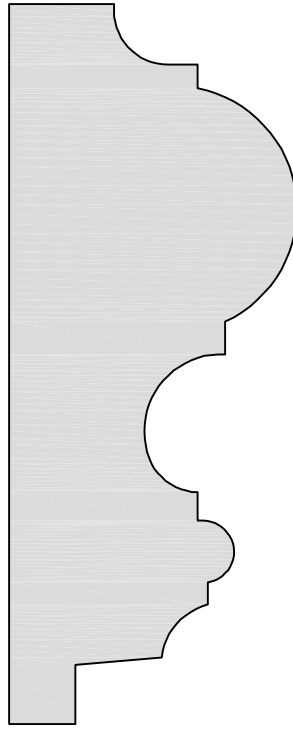


CH 3626LH
 $1\text{-}\frac{1}{16} \times 3\text{-}\frac{5}{8}$

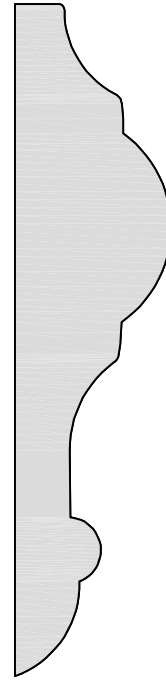
CHAIR RAIL




CH 3626LH
1-1/16 X 3-5/8



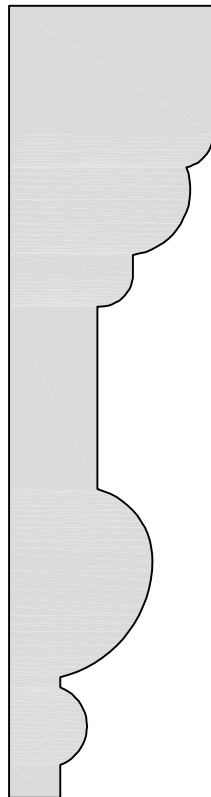
CH 3750LH
1-1/2 X 3-3/4



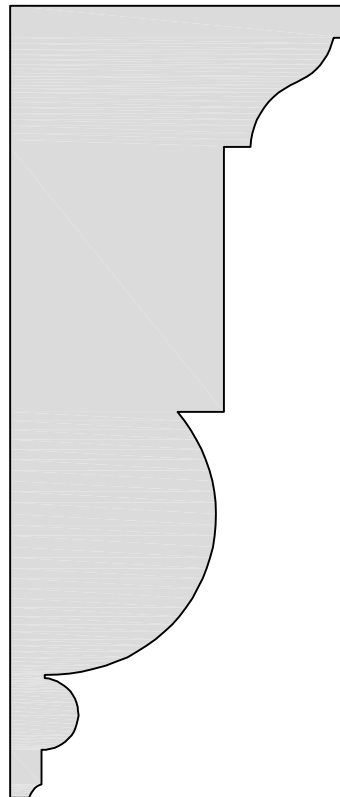
CH 3910LH
13/16 X 3-1/2



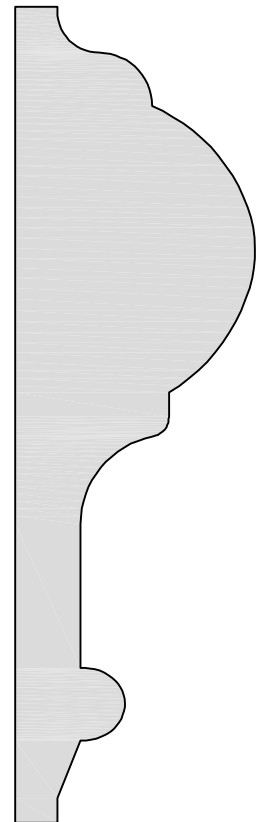
CH 4000LH
3/4 X 4



CH 4125LH
1-1/16 X 4-1/8

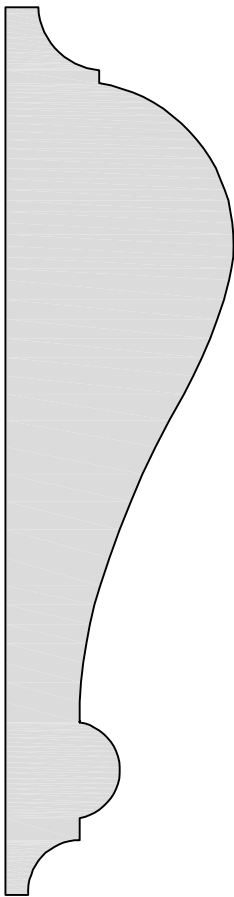


CH 4126LH
1-3/4 X 4-1/8

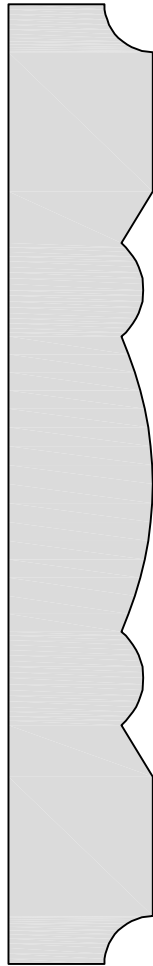


CH 4250LH
1-1/4 X 4-1/4

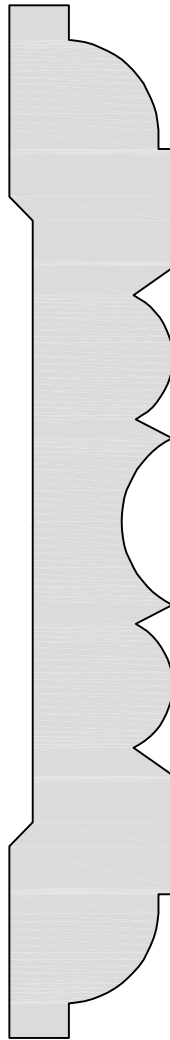
CHAIR RAIL



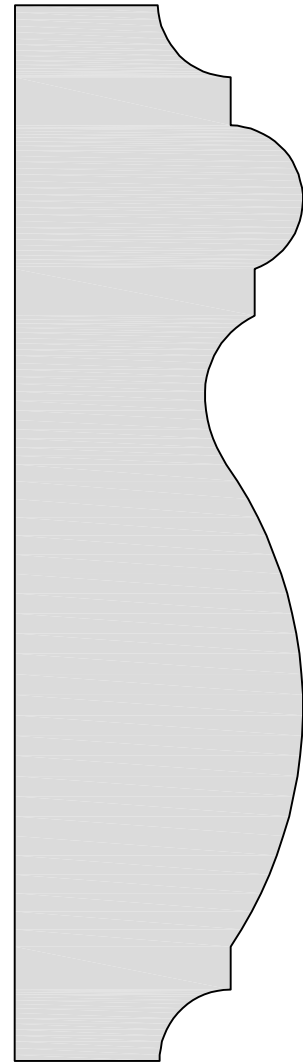
CH 4625LH
1-3/16 X 4-5/8



CH 5000LH
3/4 X 5




CH 5375LH
13/16 X 5-3/8

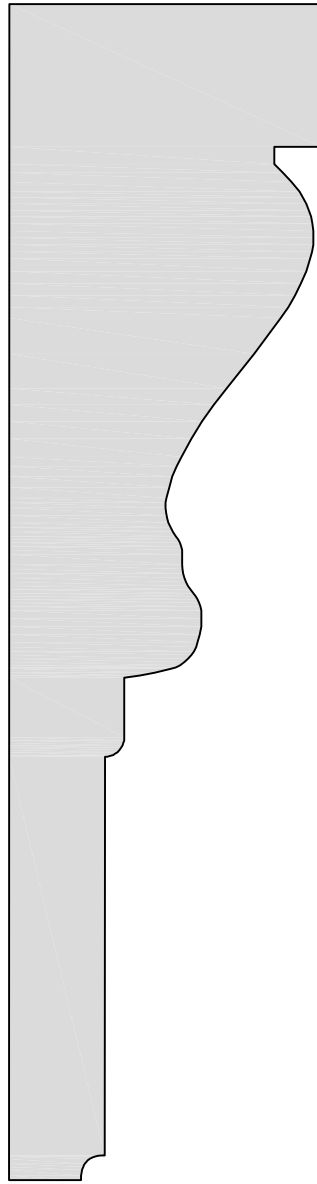


CH 5550LH
1-1/2 X 5-1/2

CHAIR RAIL



CH 6000LH
3/4 X 6



CH 6125LH
1-5/8 X 6-1/8