

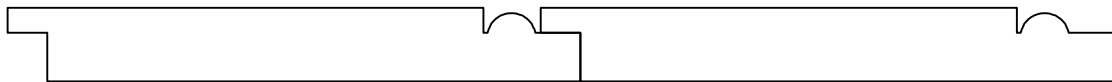
LH PROFILES



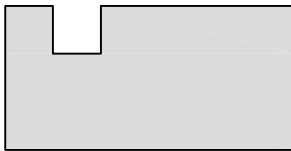
LH 5000
3/4 X 3
RAIL CAP



LH 5002
.3815 x 2.9850
SHIP LAP




LH 5002- ASSEMBLED



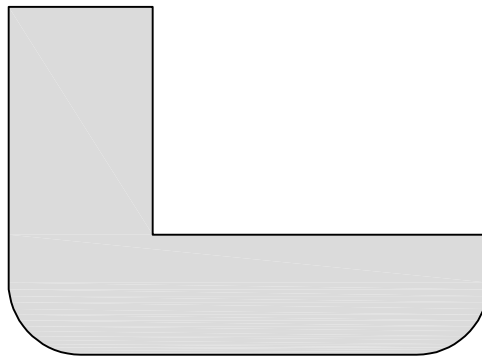
LH 5005
3/4 x 3



LH 5006
25/32 x 1-1/2



LH 5044
25/32 x 1-1/2

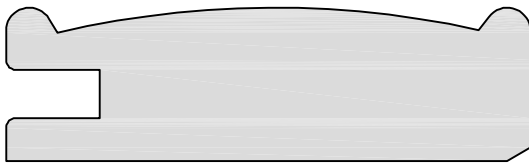


LH 5008
1-13/16 x 2-1/2

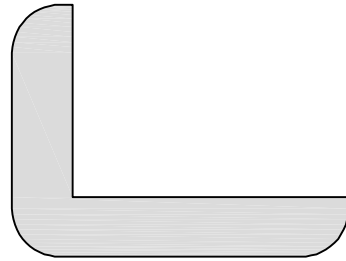
LH PROFILES



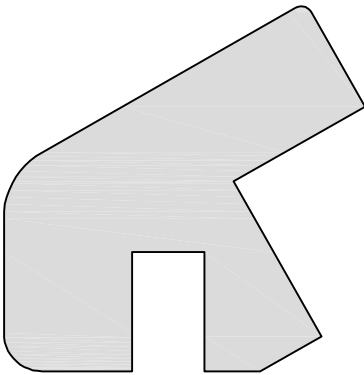
LH 5009
1-1/2 x 3-1/2



LH 5010
13/16 x 2.73



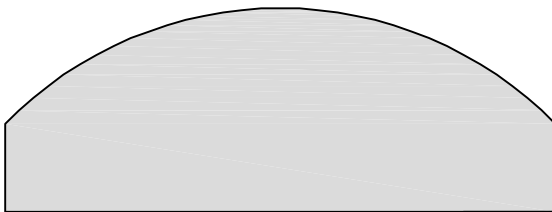
LH 5011
1-5/16 x 2



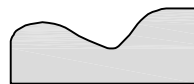
LH 5012



LH 5013
3/4 x 3.4954

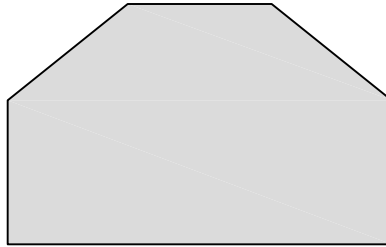


LH 5014
1.06 x 2.87
(PM2876)

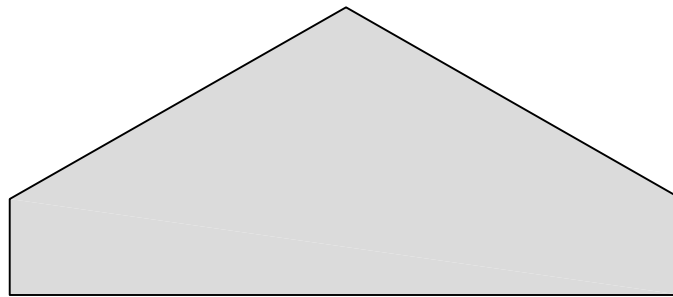


LH 5015
.39 x 1

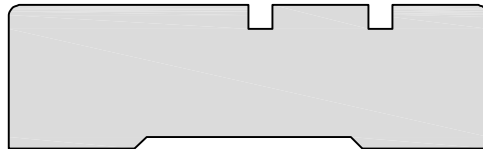
LH PROFILES



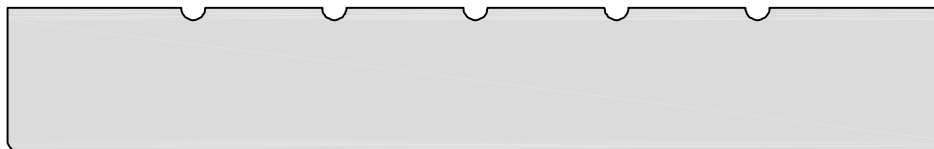
LH 5017



LH 5019
1-1/2 x 3-1/2

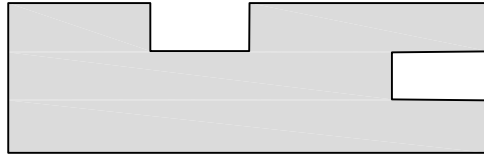


LH 5021



LH 5022
3/4 x 4-7/8

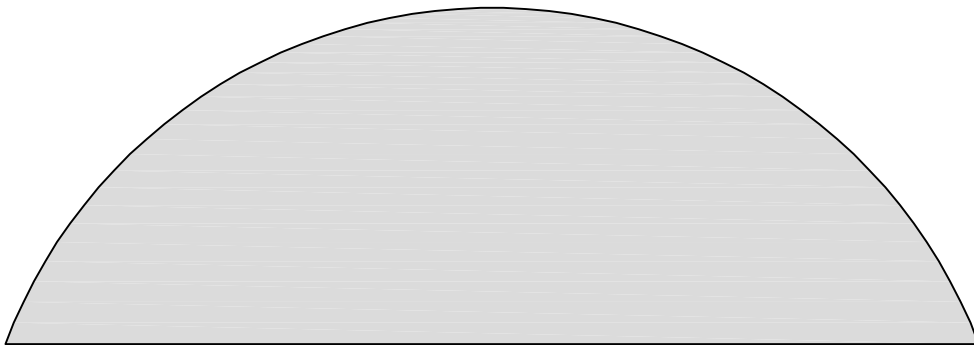
LH PROFILES



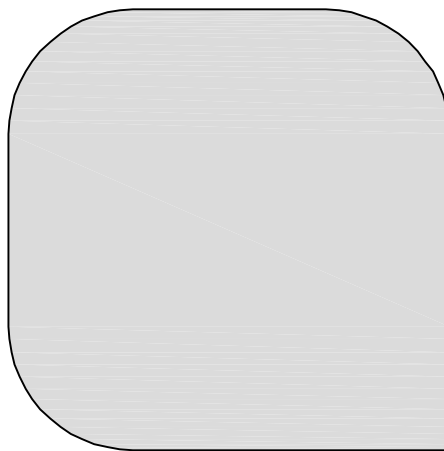
LH 5025



LH 5028



LH 5031

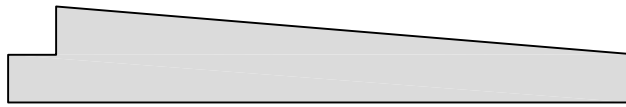


LH 5032

LH PROFILES



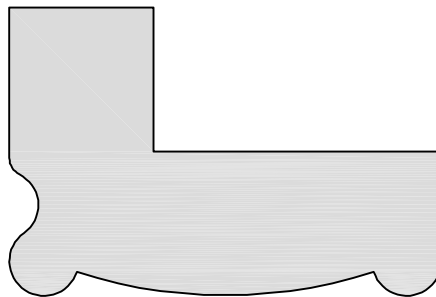
LH 5034
 $\frac{3}{4} \times 6$



LH 5036
 $\frac{1}{2} \times 3\text{-}\frac{1}{4}$



LH 5037
 $\frac{3}{8} \times 1\text{-}\frac{3}{4}$



LH 5040
 $1\text{-}\frac{1}{2} \times 2\text{-}\frac{1}{4}$

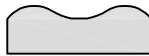


LH 5042
 $\frac{3}{8} \times \frac{3}{4}$

LH PROFILES



LH 5046A
3/8 x 4



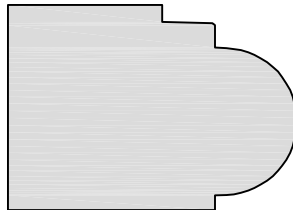
LH 5054
1/4 x 3/4



LH 5056
1/4 x 11/16

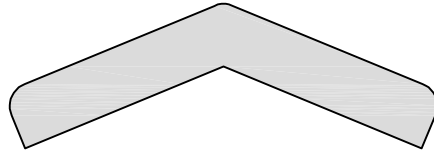


LH 5059
1-1/16 x 5-1/2



LH 5061
1-1/16 x 1-1/2

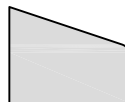
LH PROFILES



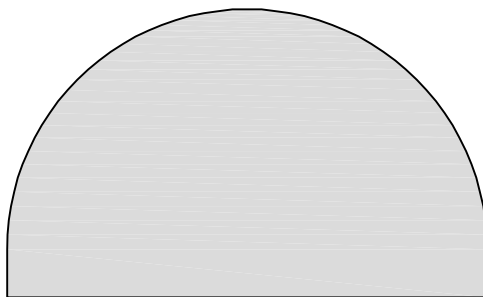
LH 5066
.699 x 2.233



LH 5068
1-1/4 x 4-1/4

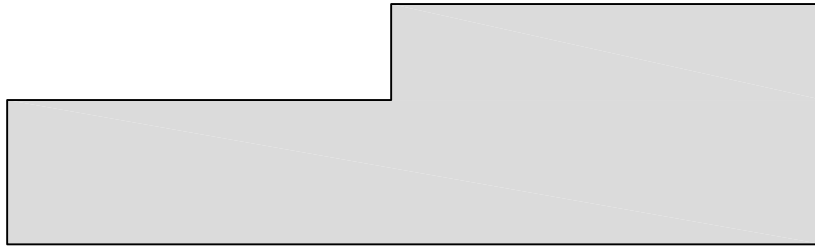


LH 5071
1/2 x 5/8

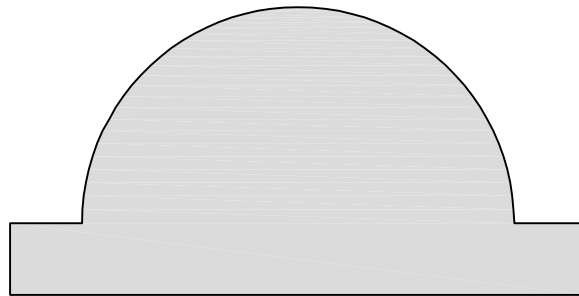


LH 5073
1-1/2 x 2-1/2

LH PROFILES



LH 5074
3/4 x 4-1/4



LH 5075

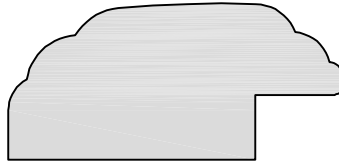


LH 5076
13/16 x 2-3/8

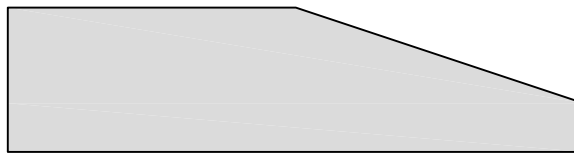


LH 5077
.7004 x 1.4193

LH PROFILES



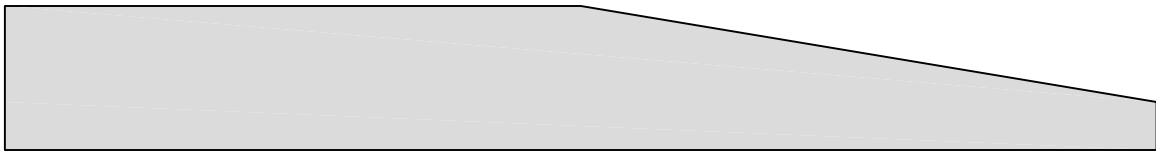
LH 5080
1-3/4 x 13/16



LH 5081
3/4 x 3



LH 5082
3/4 x 6

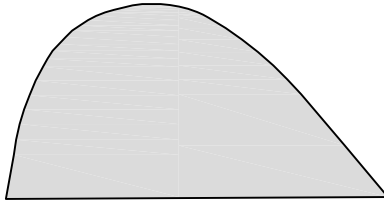


LH 5083
3/4 x 6

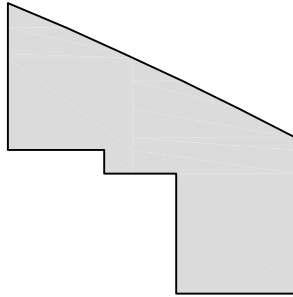


LH 6000
1-1/4 x 5-1/4

LH PROFILES



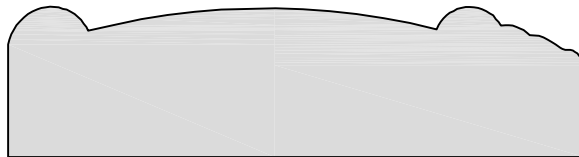
LH 6001
1.0135 x 1.9901



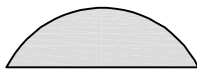
LH 6002
1-1/32 x 2-1/8



LH 6004
5/16 x 1-9/32

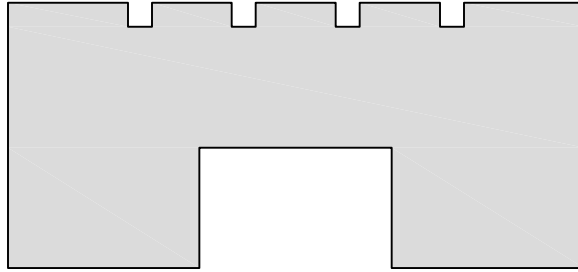


LH 6005
25/32 x 3




LH 6006
5/16 x 1

LH PROFILES



LH 6007
1-3/8 x 3

LH PROFILES



LH 7250
1-1/16 x 7-1/4