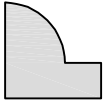


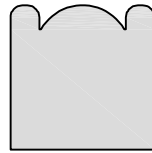
# PANEL PROFILES



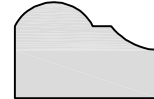
**PM 0500**  
1/2 x 1/2



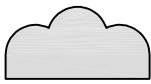
**PM 0744**  
.250 x .744



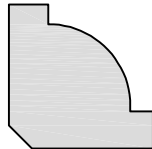
**PM 0750**  
3/4 x 3/4



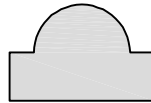
**PM 0751**  
1/2 x 3/4



**PM 0752**  
3/8 x 3/4



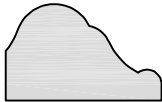
**PM 0753**  
3/4 x 3/4



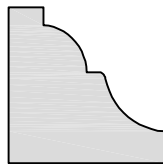
**PM 0754**  
1/2 x 3/4



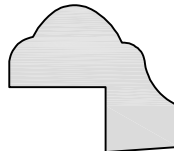
**PM 0755**  
7/16 x 3/4



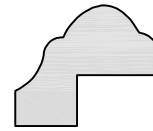
**PM 0812**  
1/2 x 13/16



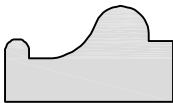
**PM 0813**  
13/16 x 13/16



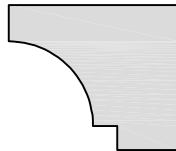
**PM 0875**  
25/32 x 7/8



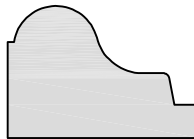
**PM 0876**  
3/4 x 7/8




**PM 0877**  
1/2 x 7/8



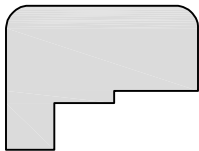
**PM 0881**  
3/4 x 7/8



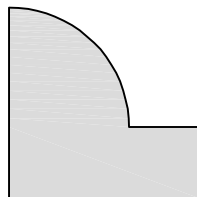
**PM 1000**  
11/16 x 1



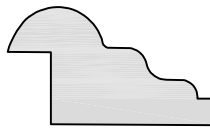
**PM 1001**  
3/4 x 1



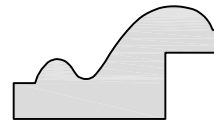
**PM 1002**  
3/4 x 1



**PM 1003**  
1 x 1

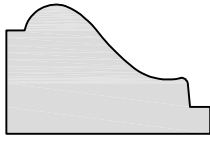


**PM 1031**  
19/32 x 1-1/32

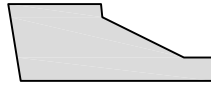


**PM 1062**  
.595 x 1.085

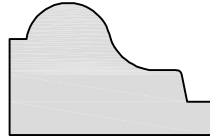
# PANEL PROFILES



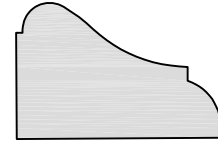
**PM 1063**  
43/64 x 1-1/16



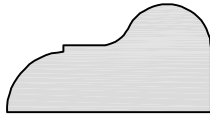
**PM 1064**  
.4 x 1-1/16



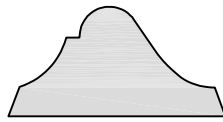
**PM 1065**  
11/16 x 1-1/16



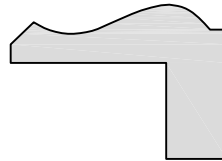
**PM 1066**  
11/16 x 1-1/16



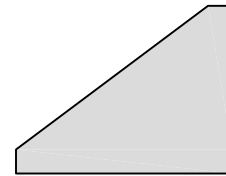
**PM 1067**  
9/16 x 1-1/16



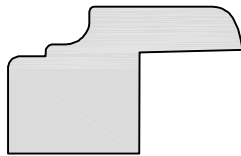
**PM 1125**  
9/16 X 1-1/8



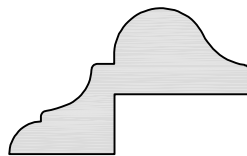
**PM 1126**  
13/16 X 1-1/8



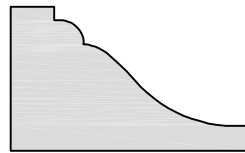
**PM 1127**  
7/8 X 1-1/8



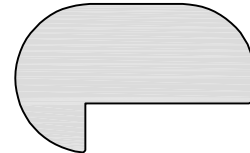
**PM 1250**  
25/32 X 1-7/32



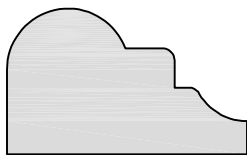
**PM 1251**  
3/4 X 1-1/4



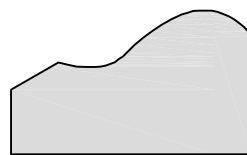
**PM 1252**  
3/4 X 1-1/4



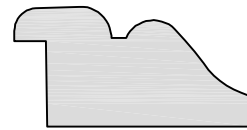
**PM 1253**  
25/32 X 1-1/4



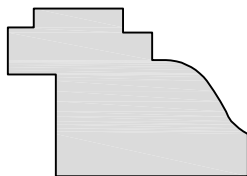
**PM 1254**  
3/4 X 1-1/4



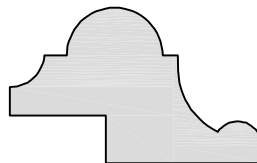
**PM 1255**  
3/4 X 1-1/4



**PM 1256**  
5/8 X 1-1/4



**PM 1257**  
7/8 X 1-1/4

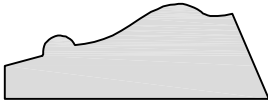


**PM 1312**  
13/16 X 1-5/16

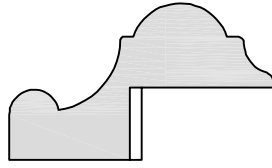


**PM 1375**  
1/2 x 1-3/8

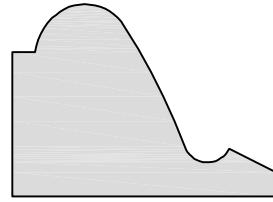
# PANEL PROFILES



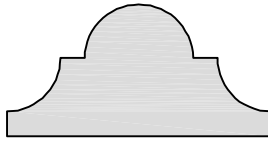
**PM 1376**  
1/2 x 1-3/8



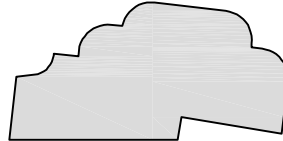
**PM 1377**  
13/16 x 1-3/8



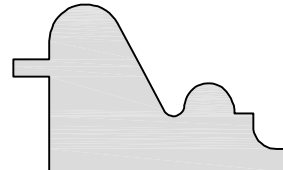
**PM 1378**  
1 x 1-3/8



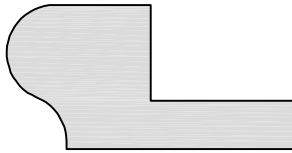
**PM 1379**  
11/16 x 1-3/8




**PM 1419**  
.700 x 1.419




**PM 1437**  
7/8 x 1-7/16



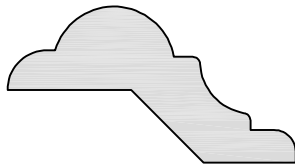
**PM 1500**  
3/4 x 1-1/2



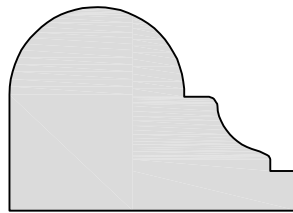
**PM 1501**  
25/32 x 1-1/2



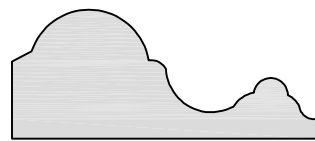
**PM 1502**  
3/4 x 1-1/2



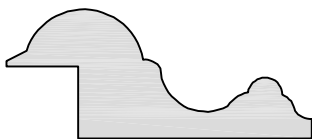
**PM 1503**  
13/16 x 1-1/2



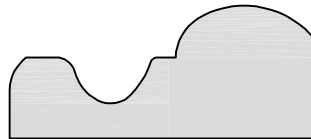
**PM 1504**  
1-1/16 x 1-1/2



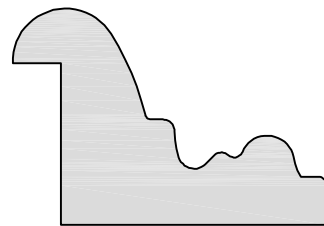
**PM 1590**  
43/64 x 1-19/32



**PM 1591**  
11/16 x 1-19/32

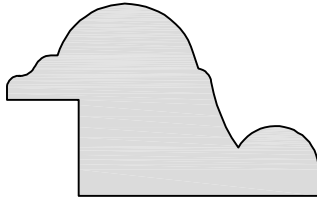


**PM 1593**  
11/16 x 1-19/32

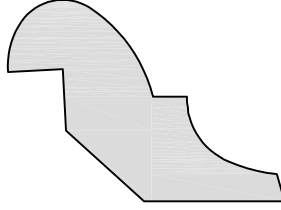


**PM 1625**  
1-1/8 x 1-5/8

## PANEL PROFILES



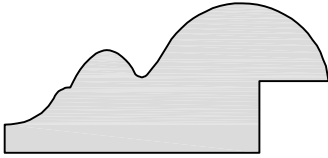
**PM 1626**  
1 x 1-5/8



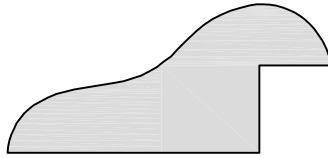
**PM 1627**  
9/16 x 1-5/8



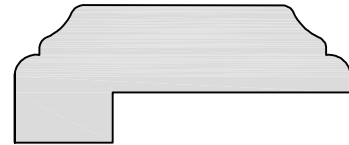
**PM 1628**  
9/16 x 1-5/8



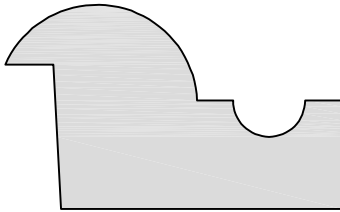
**PM 1687**  
3/4 x 1-11/16



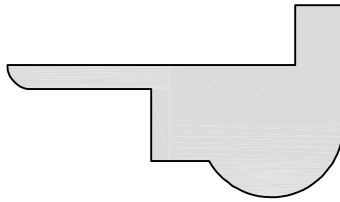
**PM 1688**  
3/4 x 1-11/16



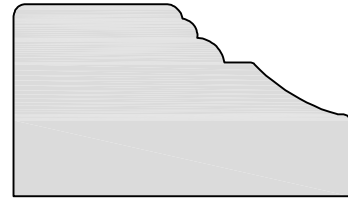
**PM 1750**  
11/16 x 1-3/4



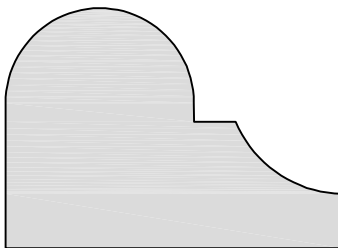
**PM 1751**  
1-1/16 x 1-3/4



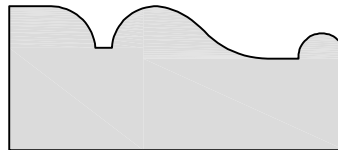
**PM 1752**  
1 x 1-3/4



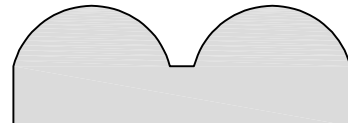
**PM 1753**  
1 x 1-3/4



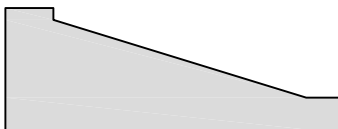
**PM 1754**  
1-1/4 x 1-3/4



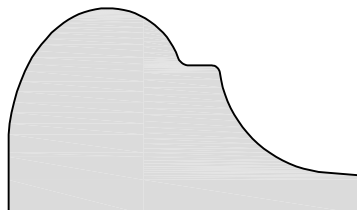
**PM 1755**  
3/4 x 1-3/4



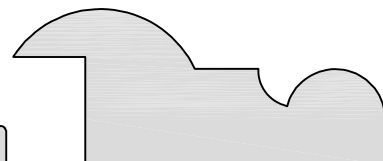
**PM 1756**  
5/8 x 1-3/4



**PM 1757**  
21/32 x 1-3/4

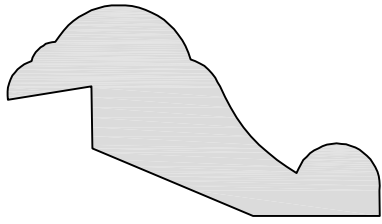


**PM 1843**  
1-1/16 x 1-27/32

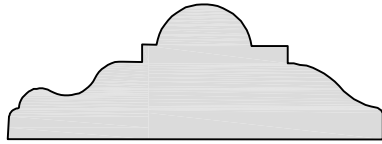


**PM 1937**  
13/16 x 1-15/16

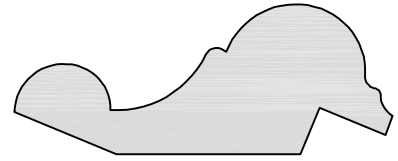
# PANEL PROFILES



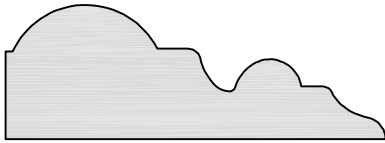
**PM 1980**  
 $\frac{47}{32} \times 2\frac{1}{2}$  x 1.970



**PM 1960**  
 $\frac{7}{16} \times 1.953$



**PM 1970**  
 $\frac{25}{32} \times 1.970$



**PM 1980**  
 $\frac{45}{64} \times 1\text{-}63/64$



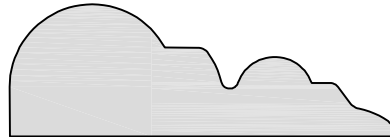
**PM 2000**  
 $\frac{1}{2} \times 2$



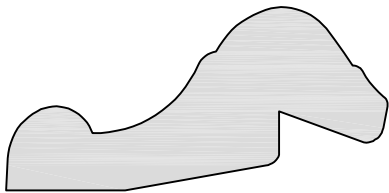
**PM 2000A**



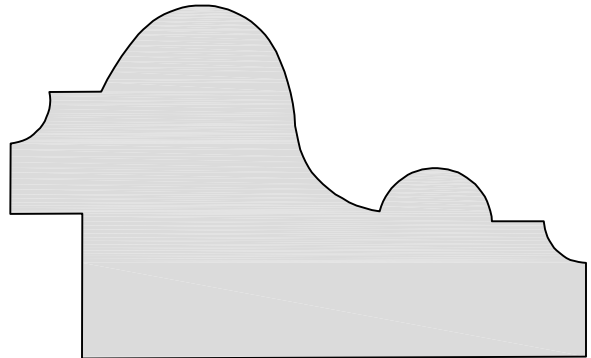
**PM 2001**  
 $\frac{3}{8} \times 2$



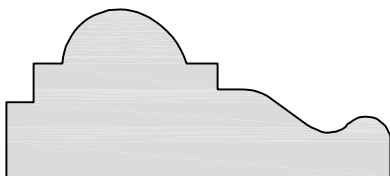
**PM 2002**  
 $\frac{11}{16} \times 2$



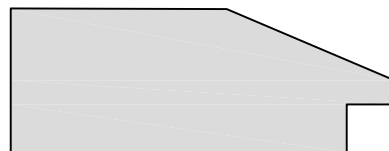
**PM 2003**  
 $\frac{13}{16} \times 2\text{-}1/32$



**PM 2004**  
 $1\text{-}7/32 \times 2$

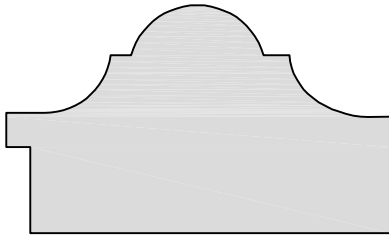


**PM 2005**  
 $\frac{7}{8} \times 2$

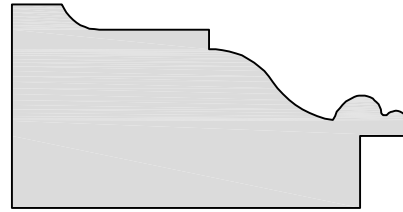


**PM 2006**  
 $\frac{3}{4} \times 2$

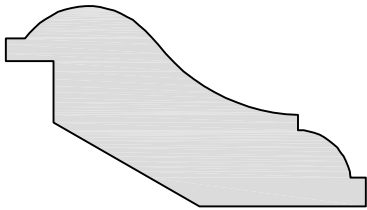
# PANEL PROFILES



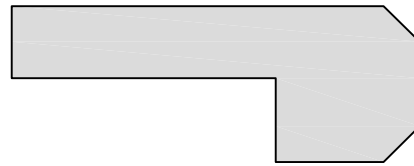
**PM 2007**  
1-3/16 x 2



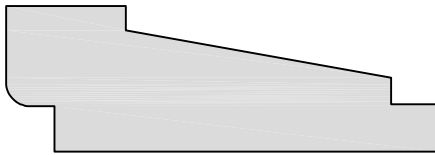
**PM 2060**  
1-1/16 x 2-1/16



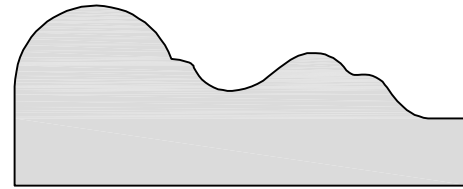
**PM 2062**  
11/16 x 2-1/16



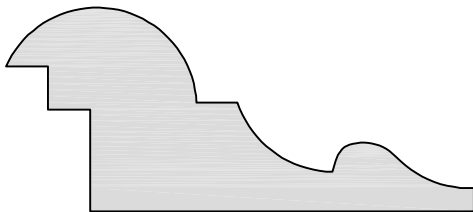
**PM 2125**  
13/16 x 2-1/8



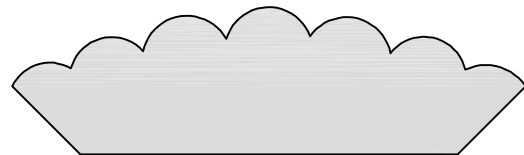
**PM 2250**  
3/4 x 2-1/4



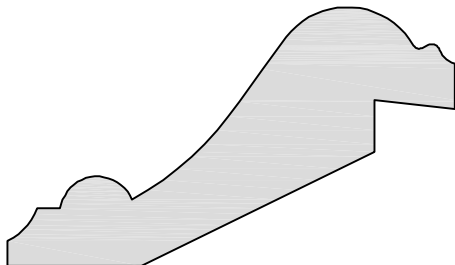
**PM 2370**  
15/16 x 2-3/8



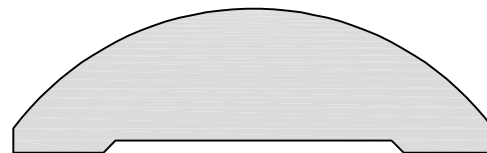
**PM 2437**  
1-1/16 x 2-7/16



**PM 2500**  
25/32 x 2-11/16

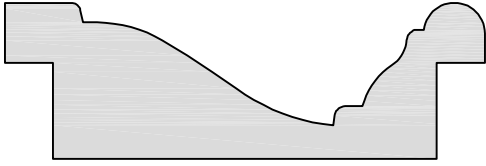


**PM 2501**  
25/32 x 2-17/32

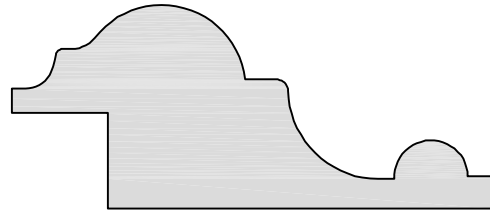


**PM 2502**  
3/4 x 2-1/2


## PANEL PROFILES



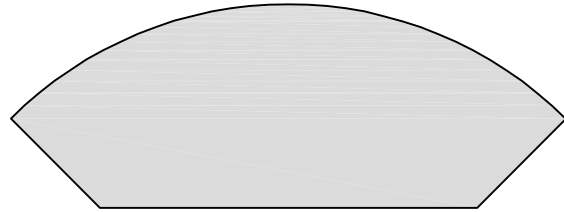
**PM 2503**  
13/16 x 2-1/2



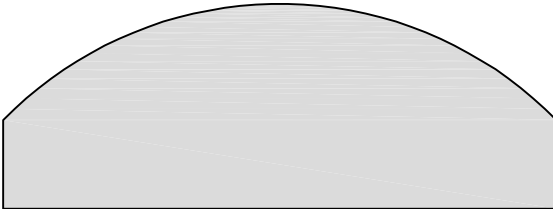
**PM 2504**  
1-1/16 x 2-1/2



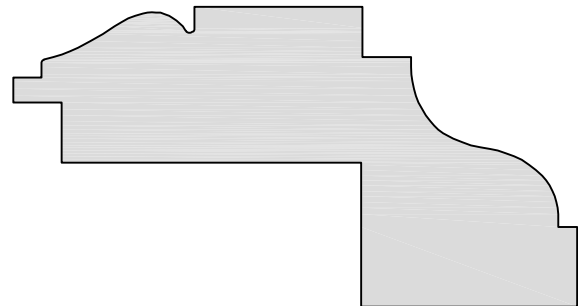
**PM 2505**  
3/4 x 2-1/2



**PM 2875**  
1-1/16 x 2-7/8

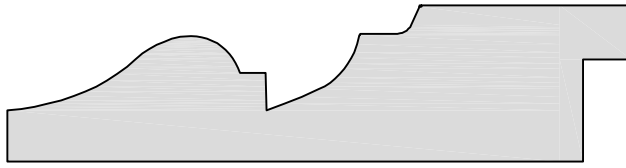


**PM 2876**  
1-1/16 x 2-7/8

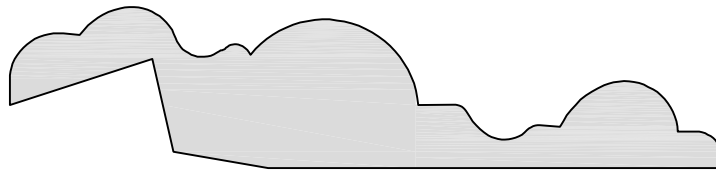


**PM 2937**  
1-9/16 x 2-15/16

## PANEL PROFILES



**PM 3250**  
13/16 x 3-1/4



**PM 3750**  
27/32 x 3-29/32